



iran  
sightseeing  
guide

Be Your Own Tour Guide

# the Amir Chakhmaq Complex

Visit Guide Series  
YAZD

visit us on  
[iransightseeingguide.com](http://iransightseeingguide.com)

## Content

---

Introduction to guide series	1
the Amir Chakhmaq complex visit guide	1
1. Water accumulator (reservoir)	2
2. Mosque and Tekyeh	3
3. Ancient Bazaar (Haji Qanbar Bazar)	4
4. Souvenir Bazaar	4

---

### Introduction to guide series

Our visit guide series are instructions on what to know about and how to visit the most popular touristy monuments of IRAN in PDF format files. These series are provided for travelers who would love to know about history, art, and architecture of historic places made in different eras of Persian history. Travel guides of IRAN's historic monuments are dedicated for both the tourists who want to travel to IRAN and those who can't be inside IRAN to visit and know about every exciting point of a landmark.

Imagine that you are visiting a historic place, what would you do? Would you just visit a place without any questions as if you are visiting an ordinary place? Would you want to know the reason, the creator, the custom? Would you look for someone to answer your questions? To better understand what you are visiting and make your sightseeing more exciting and helpful, and to know about the intriguing ancient monuments we provide these guide series for you. If you are a curious person enthusiastic about the historic masterpieces, our guides help you find out more about the secrets of historic monuments, provide helpful information about landmarks or ancient buildings, tell you what part you'd better focus on, and describe that part step by step.

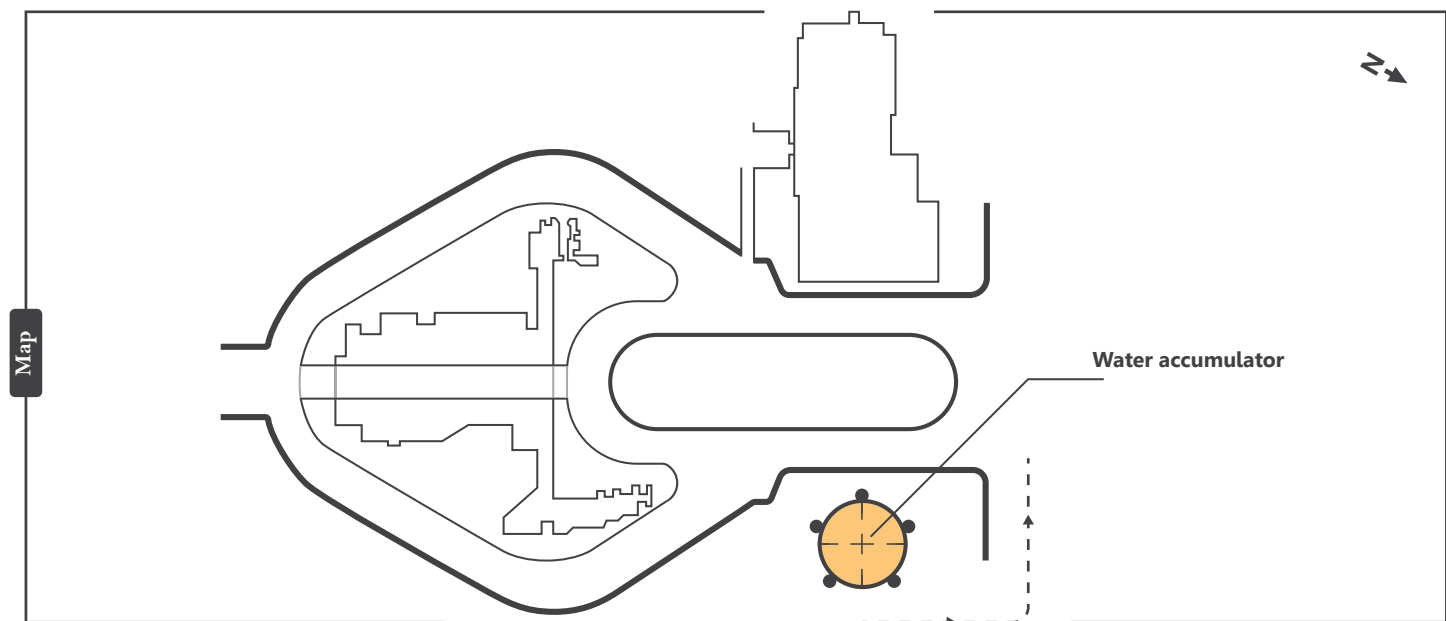
---

### The Amir Chakhmaq complex Visit guide


In this guide we are going to make it easy for you to visit Amir Chakhmaq complex, know about how to visit there, and get exciting information about all parts and the arts that were applied there. Here we will talk about four main segments of the complex in detail.

600 years ago (841 AH), Amir Jaleddin Chakhmaq who was one of the kings at Shahrokh Teymouri's era, built this complex which includes several segments such as mosque, Tekyeh, water reservoir, Haji Qanbar bazar, bath, square, inn, khaneghah, etc.

# The Amir Chakhmaq complex



source: itto.org



source: irantourism.com

## 1. Water accumulator (reservoir)

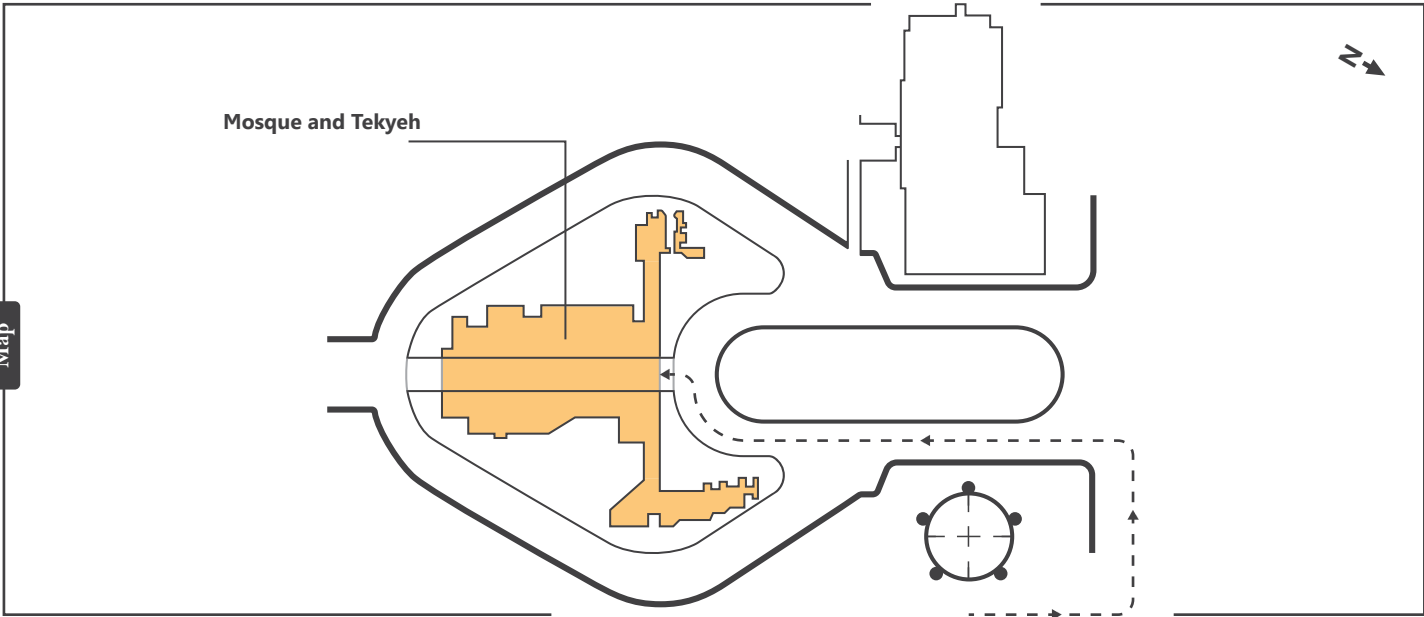
Includes five windcatchers and a main reservoir.

Like other windcatchers, this are built in order to keep the water cold.

This part dates back to Safavid dynasty.

A famous Qanat named Ashkzar, used to pass through this ancient water reservoir and accumulated in this place.

Now this place is being used as Zoorkhaneh (a place for exercising Iranian ancient sport).



source: irandestination.com

source: irandestination.com

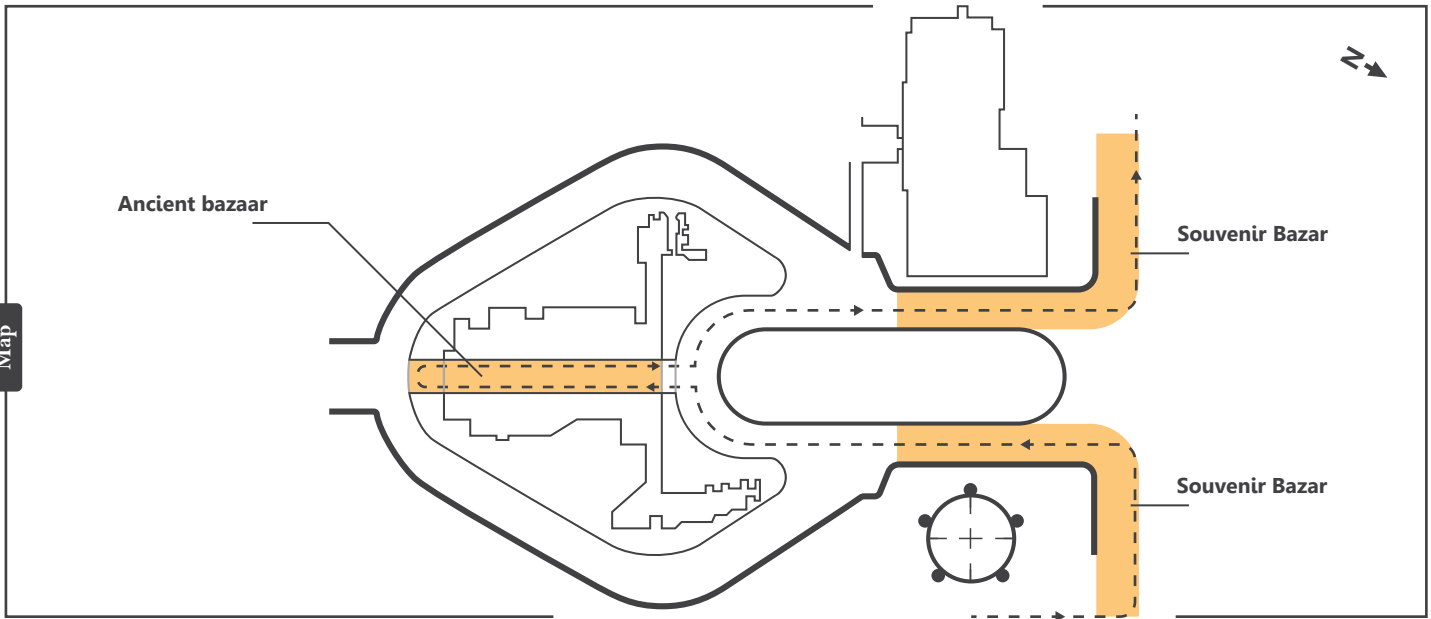
## 2. Mosque and Tekyeh

When you enter to the great Amir Chakhmaq square you will see Amir Chakhmaq mosque in front of you.

At the entrance of the mosque-above your head-there is great tiling with Moqarnas which is the unique ability of Iran ancient architects.




source: homsa.net



### 3. Ancient Bazaar (Haji Qanbar Bazar)

This part is a bit older than other parts of Amir Chakhmaq complex. Gold, carpet, Yazd pastries and cloth used to be sold there. The great part of this ancient bazaar had been ruined in Pahlavi's age.



Haji Qanbar Bazar  
source:  
homsa.net

### 4. Souvenir Bazaar

Here is the main bazar where souvenirs like Termeh, Qotab, Baghlava, and etc are being sold.

## Stay tuned

---



our website:  
[iransightseeinguide.com](https://www.iransightseeinguide.com)

---



find out about other places of Iran in our guides:  
<https://www.iransightseeinguide.com/travel-guide/>

---



the Amir chakhmaq complex on google Maps

---